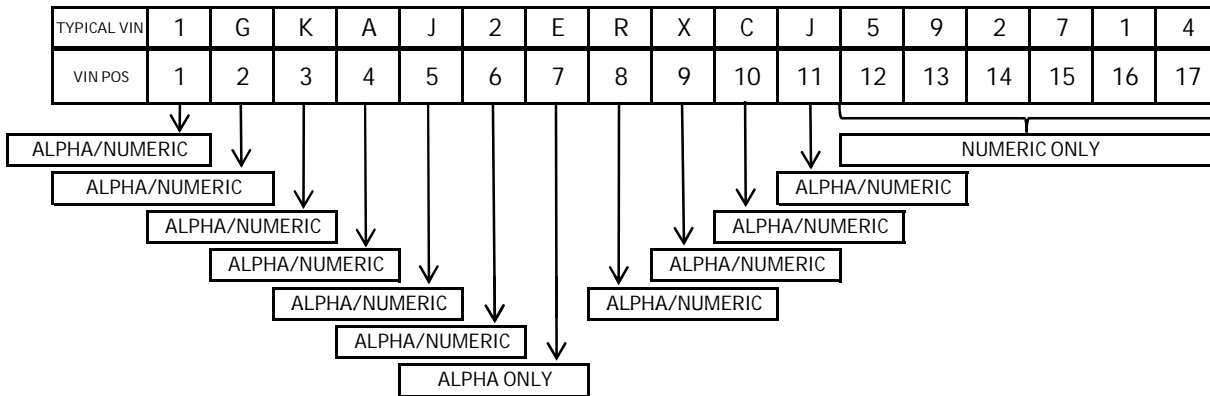
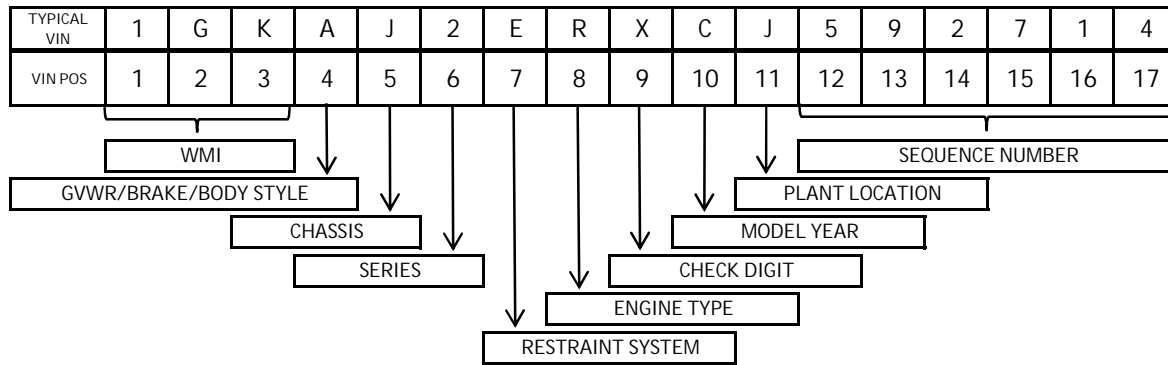




Light Duty Trucks, MPV & Incomplete Vehicle Identification Numbering System





World Make/Manufacturer Identifier (WMI)

Table 4: World Make/Manufacturer Identifier tables

US	Canada	Mexico	Other	Make	Comments
Passenger Car					
1G1	2G1	3G1	KL8, 6G1, 5G8	Chevrolet	GM Korea Company (KL8), Holden (6G1) (5G8)
1G4	2G4	---	---	Buick	
1G6	2G6	---	---	Cadillac	
1G0	---	---	---	Opel	
Light Duty Truck (LDT)					
1GC	---	3GC	---	Chevrolet	
1GT	---	3GT	---	GMC	
---	---	3GG	---	Cadillac	
Multi Passenger Vehicle (MPV)					
5GA	---	---	KL4	Buick	GM Korea Company (KL4)
1GY	---	3GY	---	Cadillac	
1GN	2GN	3GN	KL7	Chevrolet	GM Korea Company (KL7)
1GK	2GK	3GK	---	GMC	
---	---	3G0	---	Saab	
Incomplete Vehicles					
1GB	---	3GB	---	Chevrolet	
1GD	---	3GD	---	GMC	
---	2GE	---	---	Cadillac	
Bus					
1GA	---	---	---	Chevrolet	
1GJ	---	---	---	GMC	



Gross Vehicle Weight Rating (GVWR)/Brake System/Body Style

Table 11: GVWR/Brake System/Body Style Chart

GVW (Lbs)	Brake System	Body Style							
		26	05/06	36	03	43	53	69	75
Class A: 0-3,000	Hydraulic								
Class B: 3,001-4,000	Hydraulic								
Class C: 4,001-5,000	Hydraulic	A							7
Class D: 5,001-6,000	Hydraulic	F							
Class E: 6,001-7,000	Hydraulic	K	L	M	N	P	R	X	
Class F: 7,001-8,000	Hydraulic		S	T		U	V		
Class G: 8,001-9,000	Hydraulic		W		Y				
Class H: 9,001-10,000	Hydraulic		Z		0	1	2		
Class 3: 10,001-14,000	Hydraulic				3	4	5		
Class 4: 14,001-16,000	Hydraulic				6				
Class 5: 16,001-19,500	Hydraulic								
Class 6: 19,501-26,000	Hydraulic								



Light Duty Truck and MPV Body Style Description Table

Table 12: Body Style Description Table

Body Style Code	Description	Vehicles
03	Commercial Special and RV Cutaway, Two (2) Door Cab pick-up, Motor Home Chassis	Chevrolet Express Commercial and RV Cutaway, GMC Savana Vans/cutaway chassis, Chevy Silverado pickup, GMC Sierra pickup
05	Cargo Van	Chevy Express Van, GMC Savana Van
06	Four (4) Door Cab/Utility	Tahoe, Suburban, Express passenger Van, Yukon, Yukon XL, Savana Passenger Van, Cadillac Escalade/Escalade ESV
26	Four (4) Door Cab/Utility	Equinox, Traverse, Acadia, Enclave, Terrain, SRX, Captiva, 9-4x
36	Sport Utility Truck	Avalanche, Escalade EXT
43	Four (4) Door Crew Cab/Utility	Silverado, Sierra
53	Extended Cab	Silverado, Sierra
69	Sedan, 4 - Door, 4 Window, Notchback	Stretch Limo, Funeral Coach
75	Station Wagon, 4 door, high roof, monocab	Orlando



Restraint System - All Vehicles

Table 5: Restraint System Chart

Code	Restraint System Description
A:	Active Manual Belts, Airbag Delete
B:	Active Manual Belts, Airbag-Driver only - Front
C:	Active Manual Belts, Airbag-Driver & Passenger-Front (1 st row)
D:	Active Manual Belts, Airbags-Driver & Passenger-Front (1 st row), & Front Seat Side (1 st row)
E:	Active Manual Belts, Airbags-Driver & Passenger-Front (1 st row), Front Seat Side (1 st row), Roof Side (all seating rows)
F:	Active Manual Belts, Airbag - Driver & Passenger - Front (1st row) and Roof Side (All seating rows for vehicles with 3 or fewer seating rows; 1st, 2nd and 3rd row for vehicles with 4 or more seating rows)
G:	Active Manual Belts, Airbags - Driver & Passenger - Front (1st row), Front Seat Side (1st row) and Rear Seat Side (2nd row), Roof Side (all seating rows)
H:	Active Manual Belts, Airbag - Driver only - Front, Roof Side (All seating rows for vehicles with 3 or fewer seating rows; 1st, 2nd and 3rd row for vehicles with 4 or more seating rows)
R:	Active Manual Belts, Airbags-Driver & Passenger-Front (1 st row), Front Seat Side (1 st row), Roof Side (all seating rows), Driver & Passenger knee (1st row)
S:	Active Manual Belts, Airbags - Driver & Passenger Front (1st row), Front Seat Side (1st row) & Rear Seat Side (2nd row), Roof Side (all seating rows), Driver & Passenger knee (1st row)
U:	Active Manual Belts, Airbags-Driver & Passenger - Front (1st row), Front Seat Side (1st row), Front Roof Side (1st row), Driver & Passenger knee (1st row)

Light Duty Truck/MPV Engine Table

Table 13: Light Duty Truck/ MPV Engine Table

Code	RPO	Book Code(s)	Description
A:	L20	1, 8	ENGINE GAS, 8 CYL, 4.8L, SFI, E85 MAX, IRON
B:	LC8	1, 8	ENGINE FLEXIBLE FUEL, (CNG/LPG), 8 CYL, V8, 6.0L, SFI, GE N1, GMNA
B:	LUV	J	ENGINE GAS, 4 CYL, L4, 1.4L, MFI, DOHC, TURBO HO, GME E85 MAX
C:	OPEN		OPEN
D:	LLT	17	ENGINE GAS, 6 CYL, 3.6L, SIDI
E:	OPEN		OPEN
F:	L94	1	ENGINE FLEXIBLE FUEL, (GAS/ALC), 8 CYL, 6.2L, SFI, ALUM CYL DEACTIVATION
G:	L96	1, 8	ENGINE FLEXIBLE FUEL, (GAS/ETHANOL), 8 CYL, 6.0L, SFI IRON
H:	OPEN		OPEN
J:	LZ1	1	ENGINE FLEXIBLE FUEL (GAS/ETHANOL), 8 CYL, 6.0L, SFI LIVC, DOD, ALUM
K:	LEA	7L	ENGINE FLEXIBLE FUEL, (GAS/ALC), 4 CYL, 2.4L, SIDI, DOHC ALUM, HO
L:	LGH	8	ENGINE DIESEL, 8 CYL, 6.6L, DI, V8, TURBO, DURAMAX
M:	OPEN		OPEN
N:	OPEN		OPEN
P:	OPEN		OPEN
R:	OPEN		OPEN
S:	OPEN		Reserved till 2014
T:	OPEN		OPEN
T:	LEA	P	ENGINE FLEXIBLE FUEL, (GAS/ALC), 4 CYL, 2.4L, SIDI, DOHC ALUM, HO (Chevrolet Orlando) **
U:	OPEN		OPEN
V:	OPEN		OPEN
W:	OPEN		OPEN
X:	LU3	1, 8	ENGINE GAS, 6 CYL, 4.3L, MFI, V6, 90 DEG
Y:	OPEN		OPEN
Z:	OPEN		OPEN
0:	LMG	1	ENGINE FLEXIBLE FUEL, (GAS/ALC), 8 CYL, 5.3L, SFI, V8, OHV, CYL DEACTIVATION, IRON
1:	OPEN		OPEN
2:	L9H	1	ENGINE FLEXIBLE FUEL, (GAS/ALC), 8 CYL, 6.2L, SFI, ALUM
3:	LFX	N, 7L, OG	ENGINE GAS, 6 CYL, 3.6L, SIDI, DOHC, VVT, E85 MAX, ALUM GM
4:	LMF	8	ENGINE FLEXIBLE FUEL, (GAS/ALC), 8 CYL, 5.3L, SFI, V8 OHV, IRON
5:	LFW	7L, N	ENGINE GAS, 6 CYL, 3.0L, SIDI, DOHC, VVT, E85 MAX, ALUM
6:	OPEN		OPEN
7:	LC9	1	ENGINE FLEXIBLE FUEL, (GAS/ALC), 8 CYL, 5.3L SFI, ALUM CYL, DEACTIVATION
8:	LML	1	ENGINE DIESEL, 8 CYL, 6.6L, PTI, V8, TURBO, DURAMAX
8:	LUJ	J	ENGINE GAS, 4 CYL, L4, 1.4L, MFI, DOHC, TURBO HO, ALUM GME
9:	OPEN		OPEN

*Engines listed as flexible fuel do not indicate the vehicle is equipped for flexible fuel

** LEA Engine has a VIN Character of "T" for the Chevrolet Orlando Only



Light Duty Truck/MPV Plant Codes

Table 14: Light Duty Truck/MPV Plant Codes

When VIN position 1 is "1", "4" or "5" (U.S.A.):

F:	Flint	MI	GMNA
J:	Lansing - Delta Township	MI	GMNA
R:	Arlington	TX	GMNA
X:	Non Production/Non-Saleable Build		GMNA
Z:	Fort Wayne	IN	GMNA
1:	Wentzville	MO	GMNA
8:	Shreveport	LA	GMNA

When VIN position 1 is "2" (Canada):

1:	Oshawa #2 (OST)	ON	GMNA
6:	CAMI	ON	GMNA

When VIN position 1 is "3" (Mexico):

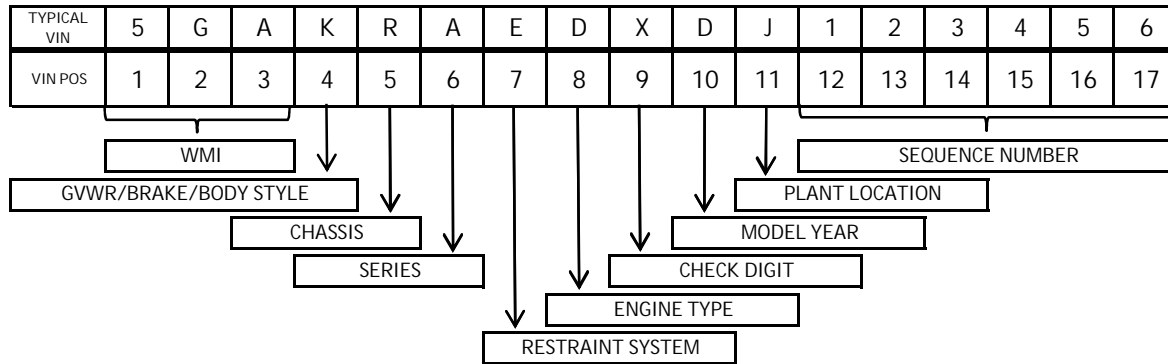
G:	Silao	MEX	GMNA
S:	Ramos Arizpe	MEX	GMNA

When VIN position 1 is "K" (S. Korea):

K:	Kunsan	S. Korea	GM Korea
----	--------	----------	----------



Buick Enclave



1-3: WORLD MAKE/MANUFACTURER IDENTIFIER (WMI)	
1: Region of Build	5: United States
2: Manufacturer	G: General Motors
3: Vehicle Brand/Type	A: Buick MPV

7: RESTRAINT SYSTEM	
E:	AYO - Active manual belts, Airbags - Driver & Passenger Front (1st row), Front Seat Side (1st row), Roof Side (All seating rows)
K:	AYQ - Active Manual Belts, Airbags - Driver & Passenger - Front (1st row), Front Seat Side (1st row), Front Inboard Seat Side (1st row), Roof Side (all seating rows)

4: GVWR/BRAKE SYSTEM/BODY STYLE		
GVW (Lbs)	Brake System	Body Style
Class E: 6,001-7,000	Hydraulic	K

8: ENGINE TYPE	
D:	LLT - ENGINE GAS, 6 CYL, 3.6L, SIDI

5-6: CHASSIS/SERIES	
<u>Book 17</u>	
R	A: Buick Enclave Base (FWD)
R	B: Buick Enclave Convenience Group (FWD)
R	C: Buick Enclave Leather Group (FWD)
R	D: Buick Enclave Premium Group (FWD)
R	7: Buick Enclave FWD (Export - Non US, Non Canada)
V	A: Buick Enclave Base (AWD)
V	B: Buick Enclave Convenience Group (AWD)
V	C: Buick Enclave Leather Group (AWD)
V	D: Buick Enclave Premium Group (AWD)
V	7: Buick Enclave AWD (Export - Non US, Non Canada)

9: CHECK DIGIT	
0-9, X	- Calculated by POMS

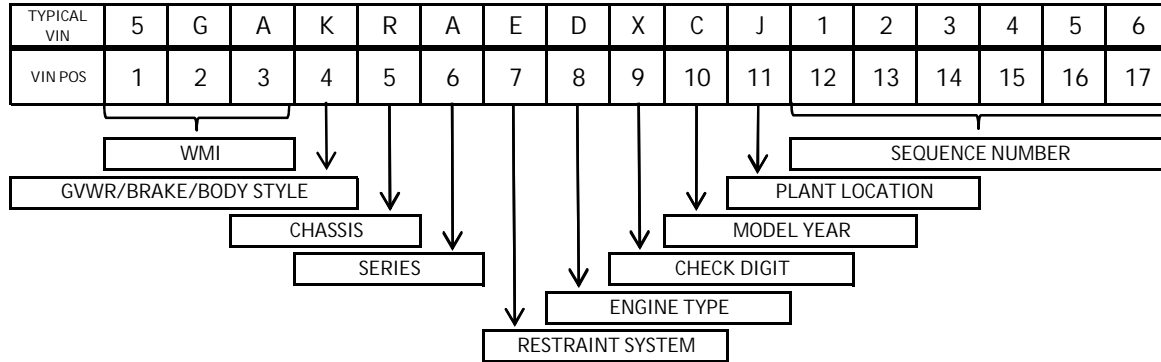
10: MODEL YEAR	
D:	2013
E:	2014
F:	2015
G:	2016

11: PLANT LOCATION	
<u>When VIN position 1 is "1", "4" or "5" (USA):</u>	
J:	Lansing - Delta Township

12-17: SEQUENCE NUMBER	
Consecutive 6 digit number, number starting each new model year with 100001	



Buick Encore



1-3: WORLD MAKE/MANUFACTURER IDENTIFIER (WMI)

1: Region of Build
 K: South Korea

2: Manufacturer
 L: GM Korea

3: Vehicle Brand/Type
 4: Buick MPV

4: GVWR/BRAKE SYSTEM/BODY STYLE

GVW (Lbs)	Brake System	Body Style
		76
Class C: 4,001-5,000	Hydraulic	C

5-6: CHASSIS/SERIES

Book J

J A: Buick Encore Base FWD
 J B: Buick Encore Convenience Group FWD
 J C: Buick Encore Leather FWD
 J D: Buick Encore Premium Group FWD
 J E: Buick Encore Base AWD
 J F: Buick Encore Convenience Group AWD
 J G: Buick Encore Leather AWD
 J H: Buick Encore Premium Group AWD
 J 9: Buick Encore FWD (Export - Non US, Non Canada)

7: RESTRAINT SYSTEM

E: AYO - Active manual belts, Airbags - Driver & Passenger Front (1st row), Front Seat Side (1st row), Roof Side (All seating rows)

R: AYG - Active Manual Belts, Airbags-Driver & Passenger-Front (1st row), Front Seat Side (1st row), Roof Side (all seating rows), Driver & Passenger knee (1st row)

S: AYW - Active Manual Belts, Airbags - Driver & Passenger Front (1st row), Front Seat Side (1st row) & Rear Seat Side (2nd row), Roof Side (all seating rows), Driver & Passenger knee (1st row)

8: ENGINE TYPE

B: LUV - ENGINE GAS, 4 CYL, L4, 1.4L, MFI, DOHC, TURBO HO, GME E85 MAX

8: LUJ - ENGINE DIESEL, 8 CYL, 6.6L, PT1, V8, TURBO, DURAMAX

9: CHECK DIGIT

0-9, X - Calculated by POMS

10: MODEL YEAR

D: 2013 E: 2014 F: 2015 G: 2016

11: PLANT LOCATION

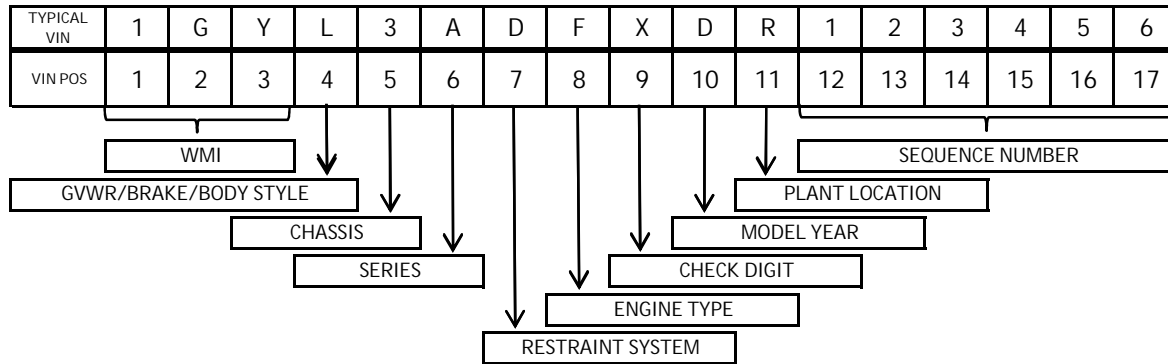
When VIN position 1 is "K" (S. Korea):
 B: Bupyeong

12-17: SEQUENCE NUMBER

Consecutive 6 digit number, number starting each new model year with 100001



Cadillac Escalade



1-3: WORLD MAKE/MANUFACTURER IDENTIFIER (WMI)

1: Region of Build	Valid Combinations
1: United States	1GY
3: Mexico	3GY
2: Manufacturer	3GG
G: General Motors	
3: Vehicle Brand/Type	
G: Cadillac Truck	
Y: Cadillac MPV	

5-6: CHASSIS/SERIES - (Continued)

4	C:	4x4, Cadillac Escalade Premium Collection
4	D:	4x4, Cadillac Escalade Platinum Collection
4	E:	4x4, Cadillac Escalade Hybrid
4	F:	4x4, Cadillac Escalade Platinum Hybrid
4	G:	4x4, Cadillac Escalade ESV Base
4	H:	4x4, Cadillac Escalade ESV Luxury Collection
4	J:	4x4, Cadillac Escalade ESV Premium Collection
4	K:	4x4, Cadillac Escalade ESV Platinum Collection
4	L:	4x4, Cadillac Escalade EXT Base
4	M:	4x4, Cadillac Escalade EXT Luxury Collection
4	N:	4x4, Cadillac Escalade EXT Premium Collection
4	7:	4x4, Cadillac Escalade (Export - Non US, Non Canada)
4	8:	4x4, Cadillac Escalade ESV (Export - Non US, Non Canada)
4	9:	4x4, Cadillac Escalade EXT (Export - Non US, Non Canada)

4: GVWR/BRAKE SYSTEM/BODY STYLE

GVW (Lbs)	Brake System	Body Style			
		05/06	36		
Class E: 6,001-7,000	Hydraulic	L	M		
Class F: 7,001-8,000	Hydraulic	S	T		
Class G: 8,001-9,000	Hydraulic	W			

5-6: CHASSIS/SERIES

Book 1

3	A:	4x2, Cadillac Escalade Base
3	B:	4x2, Cadillac Escalade Luxury Collection
3	C:	4x2, Cadillac Escalade Premium Collection
3	D:	4x2, Cadillac Escalade Platinum Collection
3	E:	4x2, Cadillac Escalade Hybrid
3	F:	4x2, Cadillac Escalade Platinum Hybrid
3	G:	4x2, Cadillac Escalade ESV Base
3	H:	4x2, Cadillac Escalade ESV Luxury Collection
3	J:	4x2, Cadillac Escalade ESV Premium Collection
3	K:	4x2, Cadillac Escalade ESV Platinum Collection
3	L:	4x2, Cadillac Escalade EXT Base
3	M:	4x2, Cadillac Escalade EXT Luxury Collection
3	N:	4x2, Cadillac Escalade EXT Premium Collection
3	7:	4x2, Cadillac Escalade (Export - Non US, Non Canada)
3	8:	4x2, Cadillac Escalade ESV (Export - Non US, Non Canada)
3	9:	4x2, Cadillac Escalade EXT (Export - Non US, Non Canada)
4	A:	4x4, Cadillac Escalade Base
4	B:	4x4, Cadillac Escalade Luxury Collection

7: RESTRAINT SYSTEM

E:	(AJ7&ASF) - Active Manual Belts, Airbags-Driver & Passenger-Front (1st row), Front Seat Side (1st row), Roof Side (all seating rows)
F:	(AK5&ASF) - Active Manual Belts, Airbag - Driver & Passenger - Front (1st row) and Roof Side (All seating rows for vehicles with 3 or fewer seating rows; 1st, 2nd and 3rd row for vehicles with 4 or more seating rows)

8: ENGINE TYPE

F:	L94 - ENGINE FLEXIBLE FUEL, (GAS/ALC), 8 CYL, 6.2L, SFI, ALUM CYL DEACTIVATION
J:	LZ1 - ENGINE FLEXIBLE FUEL, (GAS/ETHANOL), 8 CYL, 6.0L, SFI LIVC, DOD, ALUM
O:	LMG - ENGINE FLEXIBLE FUEL, (GAS/ALC), 8 CYL, 5.3L, SFI, V8, OHV, CYL DEACTIVATION, IRON
7:	LC9 - ENGINE FLEXIBLE FUEL, (GAS/ALC), 8 CYL, 5.3L, SFI, ALUM CYL DEACTIVATION



Cadillac Escalade (Continued)

9: CHECK DIGIT

0-9, X - Calculated by POMS

10: MODEL YEAR

D: 2013 E: 2014 F: 2015 G: 2016

11: PLANT LOCATION

When VIN position 1 is "1", "4" or "5" (USA):

R: Arlington

When VIN position 1 is "3" (Mexico):

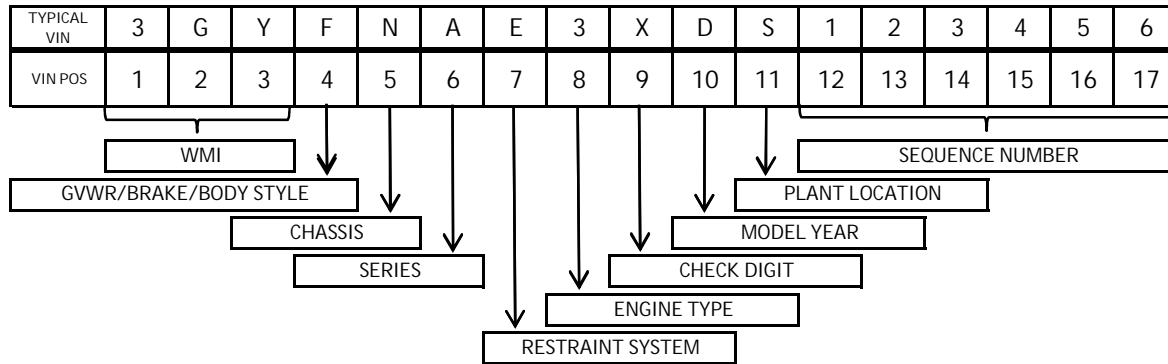
G: Silao

12-17: SEQUENCE NUMBER

Consecutive 6 digit number, number starting each new model year with 100001



Cadillac SRX



1-3: WORLD MAKE/MANUFACTURER IDENTIFIER (WMI)

1: Region of Build
 3: Mexico

2: Manufacturer
 G: General Motors

3: Vehicle Brand/Type
 Y: Cadillac MPV

4: GVWR/BRAKE SYSTEM/BODY STYLE

GVW (Lbs)	Brake System	Body Style			
		26			
Class D: 5,001-6,000	Hydraulic	F			

5-6: CHASSIS/SERIES

Book N

N A: Cadillac SRX Base (FWD)
 N B: Cadillac SRX Leather Collection (FWD Canada only)
 N C: Cadillac SRX Luxury (FWD)
 N D: Cadillac SRX Performance (FWD)
 N E: Cadillac SRX Premium (FWD)
 N F: Cadillac SRX Leather Collection (AWD)
 N G: Cadillac SRX Luxury (AWD)
 N H: Cadillac SRX Performance (AWD)
 N J: Cadillac SRX Premium (AWD)
 N 9: Cadillac SRX (Export - Non US, Non Canada)

7: RESTRAINT SYSTEM

E: AYO - Active manual belts, Airbags - Driver & Passenger Front (1st row), Front Seat Side (1st row), Roof Side (All seating rows)

8: ENGINE TYPE

3: LFX - ENGINE GAS, 6 CYL, 3.6L, SIDI, DOHC, VVT, E85 MAX, ALUM GM

5: LFW - ENGINE GAS, 6 CYL, 3.0L, SIDI, DOHC, VVT, E85 MAX, ALUM

9: CHECK DIGIT

0-9, X - Calculated by POMS

10: MODEL YEAR

D: 2013 E: 2014 F: 2015 G: 2016

11: PLANT LOCATION

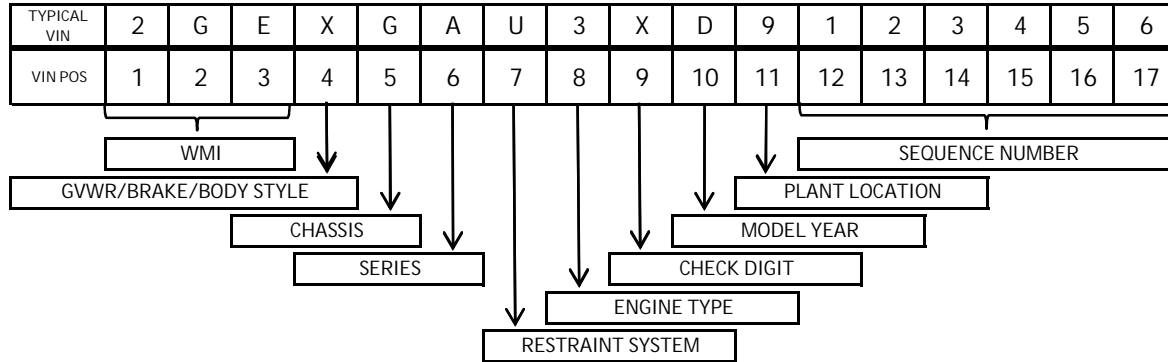
When VIN position 1 is "3" (Mexico):
 S: Ramos Arizpe

12-17: SEQUENCE NUMBER

Consecutive 6 digit number, number starting each new model year with 100001



Cadillac Stretch Limo, Funeral Coach



1-3: WORLD MAKE/MANUFACTURER IDENTIFIER (WMI)

1: Region of Build
 2: Canada
 2: Manufacturer
 G: General Motors
 3: Vehicle Brand/Type
 E: Cadillac Incomplete

4: GVWR/BRAKE SYSTEM/BODY STYLE

GVW (Lbs)	Brake System	Body Style			
		69			
Class E: 6,001-7,000	Hydraulic	X			

5-6: CHASSIS/SERIES

Book OG
 G: 6: Cadillac Stretch Limo
 G: 7: Cadillac Funeral Coach

7: RESTRAINT SYSTEM

U: ANH - Active Manual Belts, Airbags-Driver & Passenger-Front (1st row), Front Seat Side (1st row), Front Roof Side (1st row), Knee (1st row)

8: ENGINE TYPE

3: LFX - ENGINE GAS, 6 CYL, 3.6L, SIDI, DOHC, VVT, E85 MAX, ALUM GM ALUM, HO

9: CHECK DIGIT

0-9, X - Calculated by POMS

10: MODEL YEAR

D: 2013 E: 2014 F: 2015 G: 2016

11: PLANT LOCATION

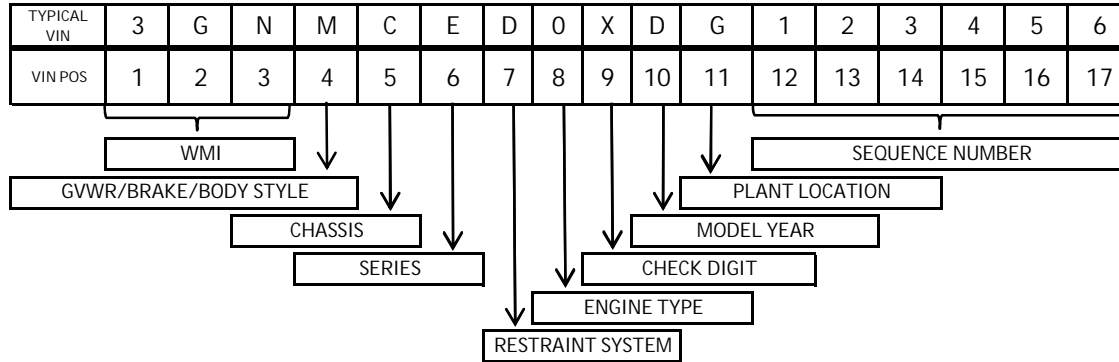
When VIN position 1 is "2" (Canada):
 9: Oshawa #1 (OSH)

12-17: SEQUENCE NUMBER

Consecutive 6 digit number, number starting each new model year with 100001



Chevrolet Avalanche



1-3: WORLD MAKE/MANUFACTURER IDENTIFIER (WMI)	
1: Region of Build	Valid Combinations
3: Mexico	3GC
2: Manufacturer	3GN
G: General Motors	
3: Vehicle Brand/Type	
C: Chevrolet Truck	
N: Chevrolet MPV	

8: ENGINE TYPE	
0:	LMG - ENGINE FLEXIBLE FUEL, (GAS/ALC), 8 CYL, 5.3L, SFI, V8, OHV, CYL DEACTIVATION, IRON
7:	LC9 - ENGINE FLEXIBLE FUEL, (GAS/ALC), 8 CYL, 5.3L SFI, ALUM CYL, DEACTIVATION

9: CHECK DIGIT	
0-9, X - Calculated by POMS	

4: GVWR/BRAKE SYSTEM/BODY STYLE	
GVW (Lbs)/ Brake System	Body Style
	36
Class E: 6,001-7,000 Hyd.	M
Class F: 7,001-8,000 Hyd.	T

10: MODEL YEAR	
D:	2013
E:	2014
F:	2015
G:	2016

11: PLANT LOCATION	
When VIN position 1 is "3" (Mexico):	
G:	Silao

Note: 'Hyd' denotes hydraulic brake system. See page 14 for complete chart

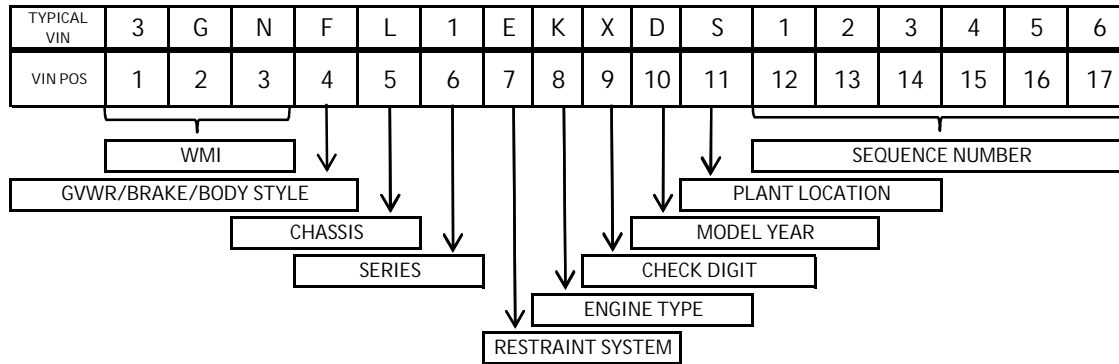
5-6: CHASSIS/SERIES	
<u>Book 1</u>	
C E:	4x2, ½ ton Chevrolet Avalanche LS
C F:	4x2, ½ ton Chevrolet Avalanche LT
C G:	4x2, ½ ton Chevrolet Avalanche LTZ
C 3:	4x2, ½ ton Chevrolet Avalanche FL
C 7:	4x2, Chevrolet Avalanche (Export - Non US, Non Canada)
K E:	4x4, ½ ton Chevrolet Avalanche LS
K F:	4x4, ½ ton Chevrolet Avalanche LT
K G:	4x4, ½ ton Chevrolet Avalanche LTZ
K 3:	4x4, ½ ton Chevrolet Avalanche FL
K 7:	4x4, Chevrolet Avalanche (Export - Non US, Non Canada)

12-17: SEQUENCE NUMBER	
Consecutive 6 digit number, number starting each new model year with 100001	

7: RESTRAINT SYSTEM	
F:	(AK5&ASF) - Active Manual Belts, Airbag - Driver & Passenger - Front (1st row) and Roof Side (All seating rows for vehicles with 3 or fewer seating rows; 1st, 2nd and 3rd row for vehicles with 4 or more seating rows)



Chevrolet Captiva



1-3: WORLD MAKE/MANUFACTURER IDENTIFIER (WMI)

1: Region of Build
 3: Mexico

2: Manufacturer
 G: General Motors

3: Vehicle Brand/Type
 N: Chevrolet MPV

8: ENGINE TYPE

K: LEA - ENGINE FLEXIBLE FUEL, (GAS/ALC), 4 CYL, 2.4L, SIDI, DOHC ALUM, HO

5: LFW - ENGINE GAS, 6 CYL, 3.0L, SIDI, DOHC, VVT, E85 MAX, ALUM

9: CHECK DIGIT

0-9, X - Calculated by POMS

4: GVWR/BRAKE SYSTEM/BODY STYLE

GVW (Lbs)/ Brake System	Body Style					
	26					
Class D: 5,001-6,000 Hyd.	F					

10: MODEL YEAR

D: 2013 E: 2014 F: 2015 G: 2016

5-6: CHASSIS/SERIES

Book 7L

L 1: Chevrolet Captiva Sport 1LS (FWD)
 L 2: Chevrolet Captiva Sport 2LS (FWD)
 L 3: Chevrolet Captiva Sport 1LT (FWD)
 L 4: Chevrolet Captiva Sport LTZ (FWD)
 L 7: Chevrolet Captiva Export (Non US, Non Canada)

11: PLANT LOCATION

When VIN position 1 is "3" (Mexico):
 S: Ramos Arizpe

7: RESTRAINT SYSTEM

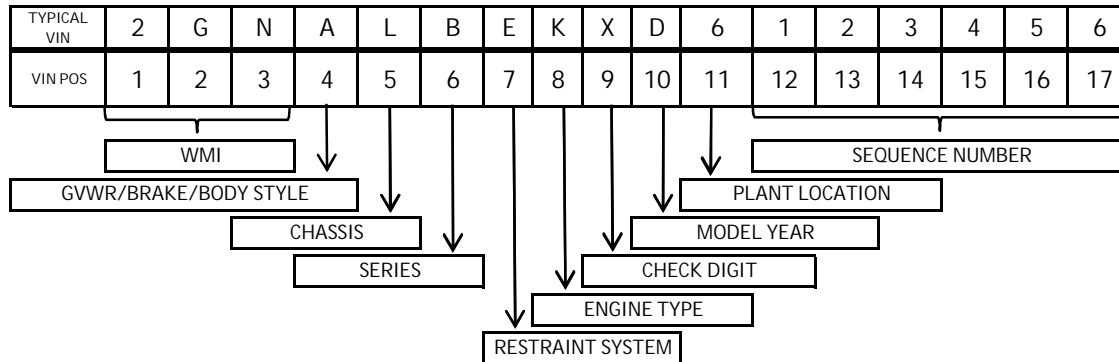
E: AYO - Active manual belts, Airbags - Driver & Passenger Front (1st row), Front Seat Side (1st row), Roof Side (All seating rows)

12-17: SEQUENCE NUMBER

Consecutive 6 digit number, number starting each new model year with 100001



Chevrolet Equinox



1-3: WORLD MAKE/MANUFACTURER IDENTIFIER (WMI)

1: Region of Build
 2: Canada
 2: Manufacturer
 G: General Motors
 3: Vehicle Brand/Type
 N: Chevrolet MPV

8: ENGINE TYPE

K: LEA - ENGINE FLEXIBLE FUEL, (GAS/ALC), 4 CYL, 2.4L, SIDI, DOHC ALUM, HO
 3: LFX - ENGINE GAS, 6 CYL, 3.6L, SIDI, DOHC, VVT, E85 MAX, ALUM

4: GVWR/BRAKE SYSTEM/BODY STYLE

GVW (Lbs)/ Brake System	Body Style						
	26						
Class C: 4,001-5,000 Hyd.	A						
Class D: 5,001-6,000 Hyd.	F						

9: CHECK DIGIT

0-9, X - Calculated by POMS

10: MODEL YEAR

D: 2013 E: 2014 F: 2015 G: 2016

Note: 'Hyd' denotes hydraulic brake system. See page 14 for complete chart

11: PLANT LOCATION

When VIN position 1 is "2" (Canada):
 6: CAMI

5-6: CHASSIS/SERIES

Book 7L

- L B: Chevrolet Equinox LS (FWD)
- L C: Chevrolet Equinox LS (AWD)
- L D: Chevrolet Equinox 1LT (FWD)
- L E: Chevrolet Equinox 1LT (AWD)
- L P: Chevrolet Equinox 2LT (FWD)
- L N: Chevrolet Equinox 2LT (AWD)
- L F: Chevrolet Equinox LTZ (FWD)
- L G: Chevrolet Equinox LTZ (AWD)
- L 9: Chevrolet Equinox (Export - Non US, Non Canada)

12-17: SEQUENCE NUMBER

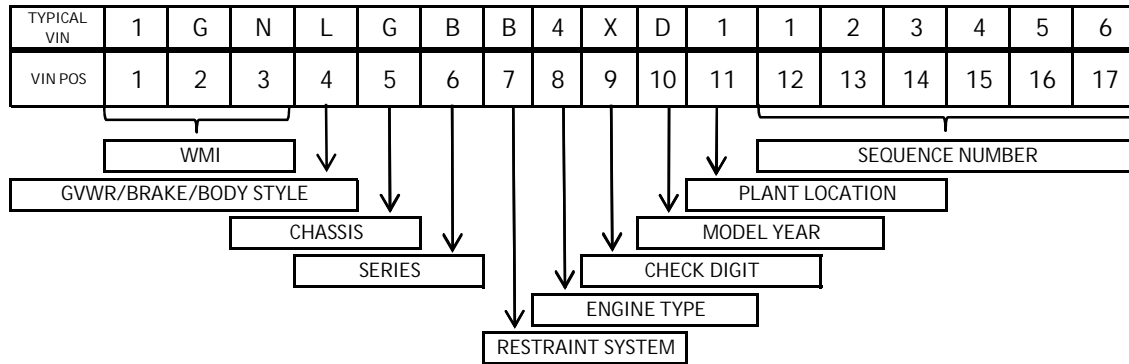
Consecutive 6 digit number, number starting each new model year with 100001

7: RESTRAINT SYSTEM

E: AYO -Active manual belts, Airbags - Driver & Passenger Front (1st row), Front Seat Side (1st row), Roof Side (All seating rows)



Chevrolet Express



1-3: WORLD MAKE/MANUFACTURER IDENTIFIER (WMI)	
1: Region of Build	Valid Combinations
1: United States	1GA
2: Manufacturer	1GB
G: General Motors	1GC
3: Vehicle Brand/Type	1GN
A: Chevrolet Bus	
B: Chevrolet Incomplete Truck	
C: Chevrolet Truck	
N: Chevrolet MPV	

5-6: CHASSIS/SERIES - (Continued)	
G U:	4x2, Chevrolet Express 3500 Cargo EXT
G V:	4x2, Chevrolet Express 3500 Paratransit
G W:	4x2, Chevrolet Express 3500 Paratransit EXT
G X:	4x2, Chevrolet Express 3500 Passenger LS
G Y:	4x2, Chevrolet Express 3500 Passenger LT
G Z:	4x2, Chevrolet Express 3500 Passenger LS EXT
G 1:	4x2, Chevrolet Express 3500 Passenger LT EXT
G 2:	4x2, Chevrolet Express 3500 Cutaway 139" Wheelbase
G 3:	4x2, Chevrolet Express 3500 Cutaway 159" Wheelbase
G 4:	4x2, Chevrolet Express 3500 Cutaway 177" Wheelbase
G 5:	4x2, Chevrolet Express 4500 Cutaway 159" Wheelbase
G 9:	4x2, Chevrolet Express (Export - Non US, Non Canada)
H A:	4x4, Chevrolet Express 1500 Cargo
H B:	4x4, Chevrolet Express 1500 Passenger LS
H C:	4x4, Chevrolet Express 1500 Passenger LT
H D:	4x4, Chevrolet Express 1500 Conversion 3LT
H 9:	4x4, Chevrolet Express (Export - Non US, Non Canada)

4: GVWR/BRAKE SYSTEM/BODY STYLE						
GVW (Lbs)/ Brake System	Body Style					
	05/06	03				
Class E: 6,001-7,000 Hyd.	L					
Class F: 7,001-8,000 Hyd.	S					
Class G: 8,001-9,000 Hyd.	W	Y				
Class H: 9,001-10,000 Hyd.	Z	0				
Class 3: 10,001-14,000 Hyd.		3				
Class 4: 14,001-16,000 Hyd.		6				

Note: 'Hyd' denotes hydraulic brake system. See page 14 for complete chart

5-6: CHASSIS/SERIES	
Book 8	
G A:	4x2, Chevrolet Express 1500 Cargo
G B:	4x2, Chevrolet Express 1500 Passenger LS
G C:	4x2, Chevrolet Express 1500 Passenger LT
G D:	4x2, Chevrolet Express 1500 Conversion 3LT
G F:	4x2, Chevrolet Express 2500 Cargo
G G:	4x2, Chevrolet Express 2500 Cargo Ext
G H:	4x2, Chevrolet Express 2500 Paratransit
G J:	4x2, Chevrolet Express 2500 Paratransit Ext
G K:	4x2, Chevrolet Express 2500 Conversion 3LT
G L:	4x2, Chevrolet Express 2500 Conversion Ext 3LT
G P:	4x2, Chevrolet Express 2500 Passenger LS
G R:	4x2, Chevrolet Express 2500 Passenger LT
G T:	4x2, Chevrolet Express 3500 Cargo

7: RESTRAINT SYSTEM	
B:	AJ3 - Active Manual Belts, Airbag - Driver only - Front
C:	(AK5-ASF) - Active Manual Belts, Airbag - Driver & Passenger - Front (1st row)
F:	(AK5&ASF) - Active Manual belts, Airbag - Driver & Passenger - Front (1st row) and Roof Side (All seating rows for vehicles with 3 or fewer seating rows; 1st,2nd and 3rd row for vehicles with 4 or more seating rows)



Chevrolet Express - (Continued)

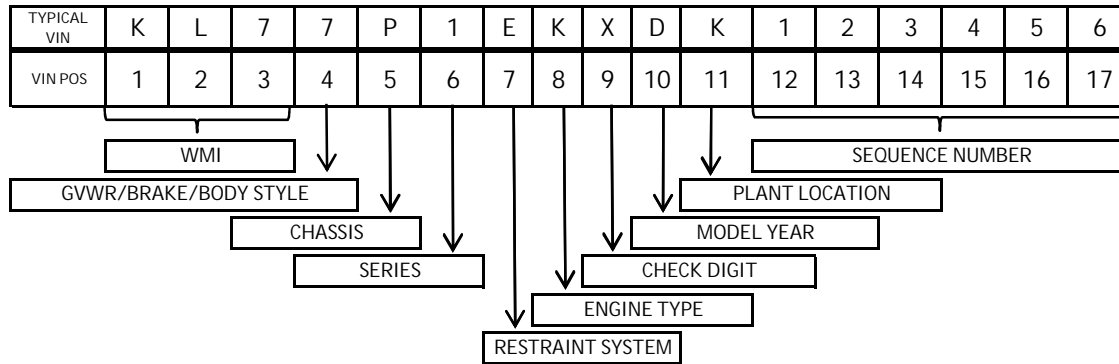
10: MODEL YEAR							
D:	2013	E:	2014	F:	2015	G:	2016

11: PLANT LOCATION
When VIN position 1 is "1", "4" or "5" (USA):
1: Wentzville

12 - 17: SEQUENCE NUMBER
Consecutive 6 digit number, number starting each new model year with 100001



Chevrolet Orlando



1-3: WORLD MAKE/MANUFACTURER IDENTIFIER (WMI)	
1: Region of Build	Valid Combinations
K: Korea	KL7
2: Manufacturer	
L: GM Korea Company	
3: Vehicle Brand/Type	
7: Chevrolet MPV	

7: RESTRAINT SYSTEM
E: AY0 - Active manual belts, Airbags - Driver & Passenger Front (1st row), Front Seat Side (1st row), Roof Side (All seating rows)

4: GVWR/BRAKE SYSTEM/BODY STYLE		
GVW (Lbs) / Brake System	Body Style	
	75	
Class C: 4,001-5,000	Hyd.	7

8: ENGINE TYPE
T: LEA - ENGINE FLEXIBLE FUEL, (GAS/ALC), 4 CYL, 2.4L, SIDI, DOHC ALUM, HO

Note: 'Hyd' denotes hydraulic brake system. See page 14 for complete chart

9: CHECK DIGIT
0-9, X - Calculated by POMS

5-6: CHASSIS/SERIES	
Book P	
P 1:	Chevrolet Orlando LS (Canada Only)
P 2:	Chevrolet Orlando LT (Canada Only)
P 3:	Chevrolet Orlando LTZ (Canada Only)

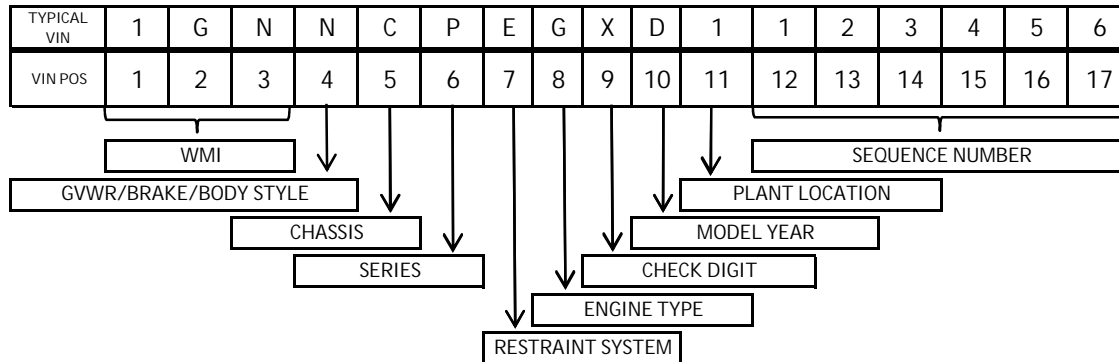
10: MODEL YEAR
D: 2013 E: 2014 F: 2015 G: 2016

11: PLANT LOCATION
When VIN position 1 is "K" (S. Korea):
K: Kunsan

12-17: SEQUENCE NUMBER
Consecutive 6 digit number, number starting each new model year with 100001



Chevrolet Silverado



1-3: WORLD MAKE/MANUFACTURER IDENTIFIER (WMI)

1: Region of Build	Valid Combinations		
1: United States	1G	C	3G
3: Mexico	1G	B	3G
2: Manufacturer	G: General Motors		
3: Vehicle Brand/Type	C: Chevrolet Truck		
	B: Chevrolet Incomplete		

5-6: CHASSIS/SERIES - (Continued)

K	V:	4x4, 2500 Chevrolet Silverado Work Truck/Fleet/Base
K	X:	4x4, 2500 Chevrolet Silverado LT
K	Y:	4x4, 2500 Chevrolet Silverado LTZ
K	Z:	4x4, 3500 Chevrolet Silverado Work Truck/Fleet/Base
K	O:	4x4, 3500 Chevrolet Silverado LT
K	1:	4x4, 3500 Chevrolet Silverado LTZ
K	9:	4x4, Chevrolet Silverado (Export - Non US, Non Canada)

4: GVWR/BRAKE SYSTEM/BODY STYLE

GVW (Lbs)/ Brake System	Body Style					
	03	43	53			
Class E: 6,001-7,000 Hyd.	N	P	R			
Class F: 7,001-8,000 Hyd.		U	V			
Class H: 9,001-10,000 Hyd.	0	1	2			
Class 3: 10,001-14,000 Hyd.	3	4	5			

7: RESTRAINT SYSTEM

C:	(AK5-ASF) - Active Manual Belts, Airbag - Driver & Passenger - Front (1st row)
E:	(AJ7&ASF) - Active manual belts, Airbags - Driver & Passenger Front (1st row), Front Seat Side (1st row), Roof Side (All seating rows)

5-6: CHASSIS/SERIES

Book 1

C	P:	4x2, 1500 Chevrolet Silverado Work Truck/Fleet/Base
C	R:	4x2, 1500 Chevrolet Silverado LS
C	S:	4x2, 1500 Chevrolet Silverado LT
C	T:	4x2, 1500 Chevrolet Silverado LTZ
C	U:	4x2, 1500 Chevrolet Silverado Hybrid
C	V:	4x2, 2500 Chevrolet Silverado Work Truck/Fleet/Base
C	X:	4x2, 2500 Chevrolet Silverado LT
C	Y:	4x2, 2500 Chevrolet Silverado LTZ
C	Z:	4x2, 3500 Chevrolet Silverado Work Truck/Fleet/Base
C	O:	4x2, 3500 Chevrolet Silverado LT
C	1:	4x2, 3500 Chevrolet Silverado LTZ
C	9:	4x2, Chevrolet Silverado (Export - Non US, Non Canada)
K	P:	4x4, 1500 Chevrolet Silverado Work Truck/Fleet/Base
K	R:	4x4, 1500 Chevrolet Silverado LS
K	S:	4x4, 1500 Chevrolet Silverado LT
K	T:	4x4, 1500 Chevrolet Silverado LTZ
K	U:	4x4, 1500 Chevrolet Silverado Hybrid

8: ENGINE TYPE

A:	L20 - ENGINE GAS, 8 CYL, 4.8L, SFI, E85 MAX, IRON
B:	LC8 - ENGINE FLEXIBLE FUEL, (CNG/LPG), 8 CYL, V8, 6.0L, SFI, GEN1, GMNA
G:	L96 - ENGINE FLEXIBLE FUEL, (GAS/ETHANOL), 8 CYL, 6.0L, SFI, IRON
J:	LZ1 - ENGINE FLEXIBLE FUEL (GAS/ETHANOL), 8 CYL, 6.0L, SFI, LIVC, DOD, ALUM
X:	LU3 - ENGINE GAS, 6 CYL, 4.3L, MFI, V6, 90 DEG
O:	LMG - ENGINE FLEXIBLE FUEL, (GAS/ALC), 8 CYL, 5.3L, SFI, V8, OHV, CYL DEACTIVATION, IRON
2:	L9H - ENGINE FLEXIBLE FUEL, (GAS/ALC), 8 CYL, 6.2L, SFI, ALUM
7:	LC9 - ENGINE FLEXIBLE FUEL, (GAS/ALC), 8 CYL, 5.3L SFI, ALUM, CYL, DEACTIVATION
8:	LML - ENGINE DIESEL, 8 CYL, 6.6L, PTI, V8, TURBO, DURAMAX

9: CHECK DIGIT

0-9, X - Calculated by POMS



Chevrolet Silverado Continued

10: MODEL YEAR

D: 2013 E: 2014 F: 2015 G: 2016

11: PLANT LOCATION

When VIN position 1 is "1", "4" or "5" (USA):

1: Flint

Z: Fort Wayne

When VIN position 1 is "3" (Mexico):

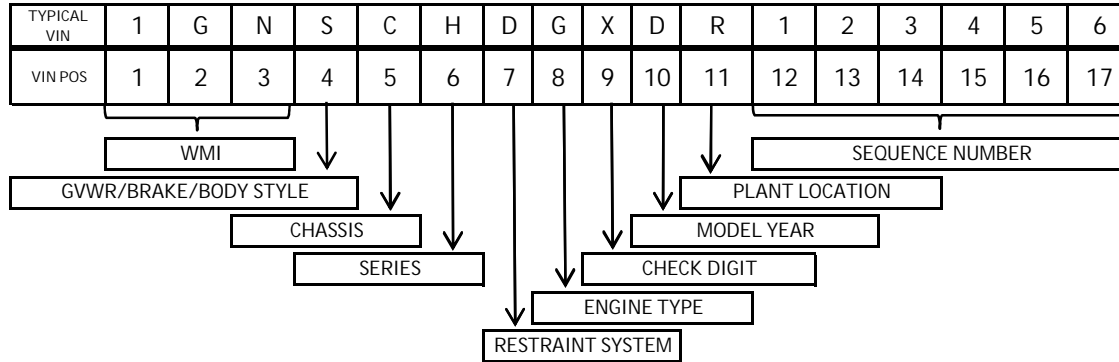
G: Silao

12-17: SEQUENCE NUMBER

Consecutive 6 digit number, number starting each new model year with 100001



Chevrolet Suburban



1-3: WORLD MAKE/MANUFACTURER IDENTIFIER (WMI)	
1: Region of Build	Valid Combinations
1: United States	1GN 3GN
3: Mexico	
2: Manufacturer	
G: General Motors	
3: Vehicle Brand/Type	
N: Chevrolet MPV	

8: ENGINE TYPE
G: L96 - ENGINE FLEXIBLE FUEL, (GAS/ETHANOL), 8 CYL, 6.0L, SFI IRON
O: LMG - ENGINE FLEXIBLE FUEL, (GAS/ALC), 8 CYL, 5.3L, SFI, V8, OHV, CYL DEACTIVATION, IRON
7: LC9 - ENGINE FLEXIBLE FUEL, (GAS/ALC), 8 CYL, 5.3L SFI, ALUM CYL, DEACTIVATION

4: GVWR/BRAKE SYSTEM/BODY STYLE	
GVW (Lbs)/ Brake System	Body Style
	05/06
Class F: 7,001-8,000 Hyd.	S
Class G: 8,001-9,000 Hyd.	W

9: CHECK DIGIT
0-9, X - Calculated by POMS

10: MODEL YEAR
D: 2013 E: 2014 F: 2015 G: 2016

Note: 'Hyd' denotes hydraulic brake system. See page 14 for complete chart

5-6: CHASSIS/SERIES	
Book 1	
C H:	4x2, ½ ton Chevrolet Suburban LS
C J:	4x2, ½ ton Chevrolet Suburban LT
C K:	4x2, ½ ton Chevrolet Suburban LTZ
C L:	4x2, ¾ ton Chevrolet Suburban LS
C M:	4x2, ¾ ton Chevrolet Suburban LT
C 5:	4x2, Chevrolet Suburban FL
C 8:	4x2, Chevrolet Suburban (Export - Non US, Non Canada)
K H:	4x4, ½ ton Chevrolet Suburban LS
K J:	4x4, ½ ton Chevrolet Suburban LT
K K:	4x4, ½ ton Chevrolet Suburban LTZ
K L:	4x4, ¾ ton Chevrolet Suburban LS
K M:	4x4, ¾ ton Chevrolet Suburban LT
K 5:	4x4, Chevrolet Suburban FL
K 8:	4x4, Chevrolet Suburban (Export - Non US, Non Canada)

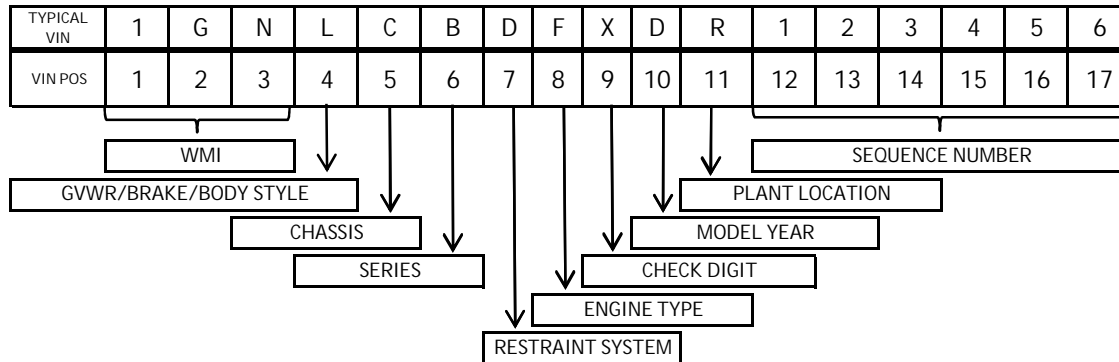
11: PLANT LOCATION
When VIN position 1 is "1", "4" or "5" (USA):
R: Arlington
When VIN position 1 is "3" (Mexico):
G: Silao

12-17: SEQUENCE NUMBER
Consecutive 6 digit number, number starting each new model year with 100001

7: RESTRAINT SYSTEM
E: (AJ7&ASF) - Active Manual Belts, Airbags-Driver & Passenger-Front (1st row), Front Seat Side (1st row), Roof Side (all seating rows)



Chevrolet Tahoe



1-3: WORLD MAKE/MANUFACTURER IDENTIFIER (WMI)

1: Region of Build
 1: United States

2: Manufacturer
 G: General Motors

3: Vehicle Brand/Type
 N: Chevrolet MPV

8: ENGINE TYPE

F: L94 - ENGINE FLEXIBLE FUEL, (GAS/ALC), 8 CYL, 6.2L, SFI, ALUM CYL DEACTIVATION

J: LZ1 - ENGINE FLEXIBLE FUEL (GAS/ETHANOL), 8 CYL, 6.0L, SFI LIVC, DOD, ALUM

O: LMG - ENGINE FLEXIBLE FUEL, (GAS/ALC), 8 CYL, 5.3L, SFI, V8, OHV, CYL DEACTIVATION, IRON

4: GVWR/BRAKE SYSTEM/BODY STYLE

GVW (Lbs) / Brake System	Body Style					
	05/06					
Class E: 6,001-7,000 Hyd.	L					
Class F: 7,001-8,000 Hyd.	S					

9: CHECK DIGIT

0-9, X - Calculated by POMS

10: MODEL YEAR

D: 2013 E: 2014 F: 2015 G: 2016

Note: 'Hyd' denotes hydraulic brake system. See page 14 for complete chart

5-6: CHASSIS/SERIES

Book 1

C A: 4x2, ½ ton Chevrolet Tahoe LS
 C B: 4x2, ½ ton Chevrolet Tahoe LT
 C C: 4x2, ½ ton Chevrolet Tahoe LTZ
 C D: 4x2, ½ ton Chevrolet Tahoe Hybrid
 C 2: 4x2, ½ ton Chevrolet Tahoe Police Vehicle
 C 4: 4x2, ½ ton Chevrolet Tahoe FL
 C 6: 4x2, Chevrolet Tahoe (Export - Non US, Non Canada)

K A: 4x4, ½ ton Chevrolet Tahoe LS
 K B: 4x4, ½ ton Chevrolet Tahoe LT
 K C: 4x4, ½ ton Chevrolet Tahoe LTZ
 K D: 4x4, ½ ton Chevrolet Tahoe Hybrid
 K 2: 4x4, ½ ton Chevrolet Tahoe Police Vehicle
 K 4: 4x4, ½ ton Chevrolet Tahoe FL
 K 6: 4x4, Chevrolet Tahoe (Export - Non US, Non Canada)

11: PLANT LOCATION

When VIN position 1 is "1", "4" or "5" (USA):
 R: Arlington

12-17: SEQUENCE NUMBER

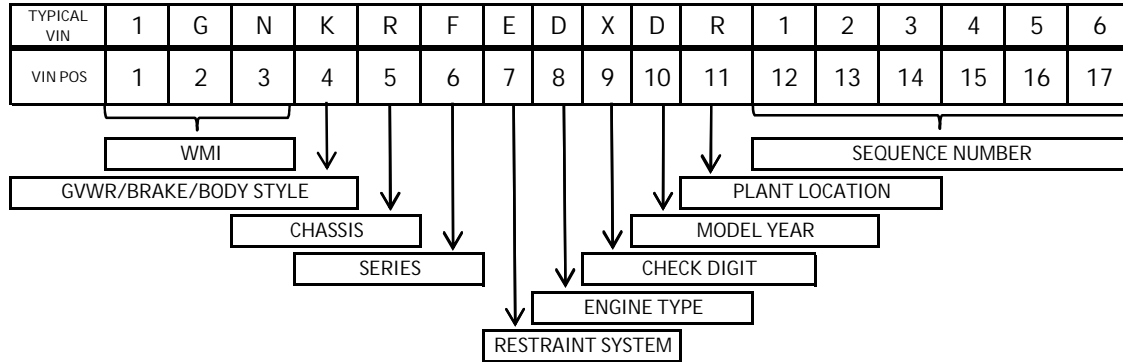
Consecutive 6 digit number, number starting each new model year with 100001

7: RESTRAINT SYSTEM

E: (AJ7&ASF) - Active Manual Belts, Airbags-Driver & Passenger-Front (1st row), Front Seat Side (1st row), Roof Side (all seating rows)



Chevrolet Traverse



1-3: WORLD MAKE/MANUFACTURER IDENTIFIER (WMI)	
1: Region of Build	1: United States
2: Manufacturer	G: General Motors
3: Vehicle Brand/Type	N: Chevrolet MPV

7: RESTRAINT SYSTEM	
E:	AY0 - Active manual belts, Airbags - Driver & Passenger Front (1st row), Front Seat Side (1st row), Roof Side (All seating rows)
K:	AYQ - Active Manual Belts, Airbags - Driver & Passenger - Front (1st row), Front Seat Side (1st row), Front Inboard Seat Side (1st row), Roof Side (all seating rows)

4: GVWR/BRAKE SYSTEM/BODY STYLE		
GVW (Lbs)	Brake System	Body Style
Class E: 6,001-7,000	Hydraulic	K

8: ENGINE TYPE	
D:	LLT - ENGINE GAS, 6 CYL, 3.6L, SIDI

9: CHECK DIGIT	
0-9, X	Calculated by POMS

5-6: CHASSIS/SERIES	
<u>Book 17</u>	
R E:	Chevrolet Traverse 1FL (FWD)
R F:	Chevrolet Traverse LS (FWD)
R G:	Chevrolet Traverse 1LT (FWD)
R J:	Chevrolet Traverse 2LT (FWD)
R L:	Chevrolet Traverse LTZ (FWD)
R 8:	Chevrolet Traverse FWD (Export - Non US, Non Canada)
V E:	Chevrolet Traverse 1FL (AWD)
V F:	Chevrolet Traverse LS (AWD)
V G:	Chevrolet Traverse 1LT (AWD)
V J:	Chevrolet Traverse 2LT (AWD)
V L:	Chevrolet Traverse LTZ (AWD)
V 8:	Chevrolet Traverse AWD (Export - Non US, Non Canada)

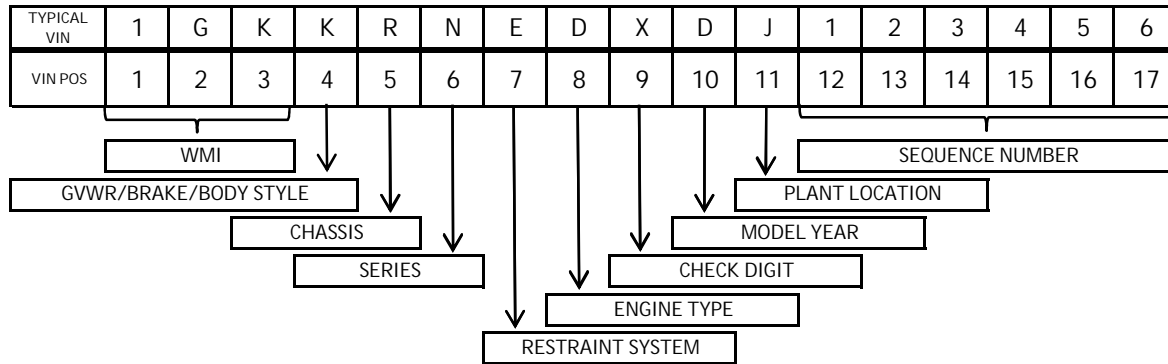
10: MODEL YEAR			
D:	2013	E:	2014
F:	2015	G:	2016

11: PLANT LOCATION	
<u>When VIN position 1 is "1" "4" or "5" (USA):</u>	
J:	Lansing - Delta Township

12-17: SEQUENCE NUMBER	
Consecutive 6 digit number, number starting each new model year with 100001	



GMC Acadia



1-3: WORLD MAKE/MANUFACTURER IDENTIFIER (WMI)

1: Region of Build
 1: United States

2: Manufacturer
 G: General Motors

3: Vehicle Brand/Type
 K: GMC MPV

7: RESTRAINT SYSTEM

E: AYO - Active manual belts, Airbags - Driver & Passenger Front (1st row), Front Seat Side (1st row), Roof Side (All seating rows)

K: AYQ - Active Manual Belts, Airbags - Driver & Passenger - Front (1st row), Front Seat Side (1st row), Front Inboard Seat Side (1st row, Roof Side (all seating rows))

4: GVWR/BRAKE SYSTEM/BODY STYLE

GVW (Lbs)	Brake System	Body Style
		26
Class E: 6,001-7,000	Hydraulic	K

8: ENGINE TYPE

D: LLT - ENGINE GAS, 6 CYL, 3.6L, SIDI

5-6: CHASSIS/SERIES

Book 17

R N: GMC Acadia SLE 1 (FWD)
 R P: GMC Acadia SLE 2 (FWD)
 R R: GMC Acadia SLT 1 (FWD)
 R S: GMC Acadia SLT 2 (FWD)
 R T: GMC Acadia Denali (FWD)
 R 9: GMC Acadia FWD (Export - Non US, Non Canada)

V N: GMC Acadia SLE 1 (AWD)
 V P: GMC Acadia SLE 2 (AWD)
 V R: GMC Acadia SLT 1 (AWD)
 V S: GMC Acadia SLT 2 (AWD)
 V T: GMC Acadia Denali (AWD)
 V 9: GMC Acadia AWD (Export - Non US, Non Canada)

9: CHECK DIGIT

0-9, X - Calculated by POMS

10: MODEL YEAR

D: 2013 E: 2014 F: 2015 G: 2016

11: PLANT LOCATION

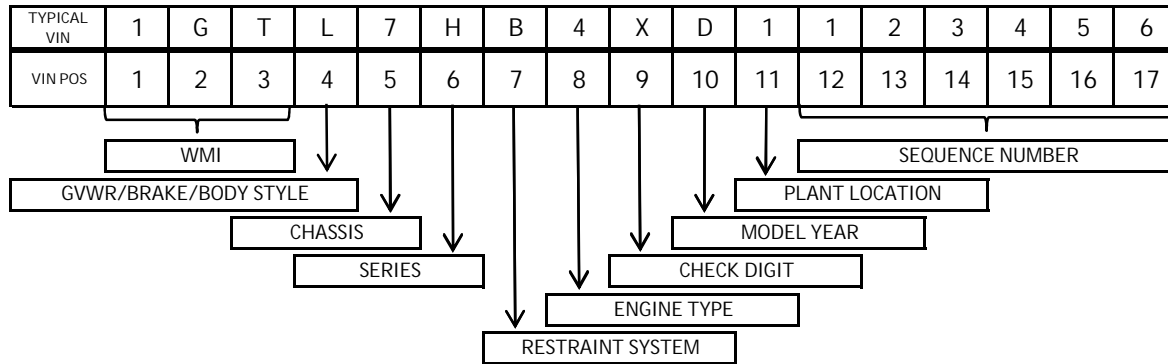
When VIN position 1 is "1", "4" or "5" (USA):
 J: Lansing - Delta Township

12-17: SEQUENCE NUMBER

Consecutive 6 digit number, number starting each new model year with 100001



GMC Savana



1-3: WORLD MAKE/MANUFACTURER IDENTIFIER (WMI)

1: Region of Build	Valid Combinations
1: United States	1GD
2: Manufacturer	1GJ G: General Motors
3: Vehicle Brand/Type	1GK D: GMC Incomplete Truck J: GMC Bus K: GMC MPV T: GMC Truck

5-6: CHASSIS/SERIES - (Continued)

7 U:	4x2, GMC Savana 3500 Cargo EXT
7 V:	4x2, GMC Savana 3500 Paratransit
7 W:	4x2, GMC Savana 3500 Paratransit EXT
7 X:	4x2, GMC Savana 3500 Passenger LS
7 Y:	4x2, GMC Savana 3500 Passenger LT
7 Z:	4x2, GMC Savana 3500 Passenger LS EXT
7 1:	4x2, GMC Savana 3500 Passenger LT EXT
7 2:	4x2, GMC Savana 3500 Cutaway 139" Wheelbase
7 3:	4x2, GMC Savana 3500 Cutaway 159" Wheelbase
7 4:	4x2, GMC Savana 3500 Cutaway 177" Wheelbase
7 5:	4x2, GMC Savana 4500 Cutaway 159" Wheelbase
7 9:	4x2, GMC Savana (Export - Non US, Non Canada)
8 A:	4x4, GMC Savana 1500 Cargo
8 B:	4x4, GMC Savana 1500 Passenger LS
8 C:	4x4, GMC Savana 1500 Passenger LT
8 D:	4x4, GMC Savana 1500 Conversion 3LT
8 9:	4x4, GMC Savana (Export - Non US, Non Canada)

4: GVWR/BRAKE SYSTEM/BODY STYLE

GVW (Lbs)/ Brake System	Body Style					
	05/06	03				
Class E: 6,001-7,000	Hyd.	L				
Class F: 7,001-8,000	Hyd.	S				
Class G: 8,001-9,000	Hyd.	W	Y			
Class H: 9,001-10,000	Hyd.	Z	0			
Class 3: 10,001-14,000	Hyd.		3			
Class 4: 14,001-16,000	Hyd.		6			

Note: 'Hyd' denotes hydraulic brake system. See page 14 for complete chart

5-6: CHASSIS/SERIES

Book 8

7 A:	4x2, GMC Savana 1500 Cargo
7 B:	4x2, GMC Savana 1500 Passenger LS
7 C:	4x2, GMC Savana 1500 Passenger LT
7 D:	4x2, GMC Savana 1500 Conversion 3LT
7 F:	4x2, GMC Savana 2500 Cargo
7 G:	4x2, GMC Savana 2500 Cargo Ext
7 H:	4x2, GMC Savana 2500 Paratransit
7 J:	4x2, GMC Savana 2500 Paratransit Ext
7 K:	4x2, GMC Savana 2500 Conversion 3LT
7 L:	4x2, GMC Savana 2500 Conversion Ext 3LT
7 P:	4x2, GMC Savana 2500 Passenger LS
7 R:	4x2, GMC Savana 2500 Passenger LT
7 T:	4x2, GMC Savana 3500 Cargo

7: RESTRAINT SYSTEM

B:	AJ3 - Active Manual Belts, Airbag - Driver only - Front
C:	(AK5-ASF) - Active Manual Belts, Airbag - Driver & Passenger - Front (1st row)

8: ENGINE TYPE

A:	L20 - ENGINE GAS, 8 CYL, 4.8L, SFI, E85 MAX, IRON
B:	LC8 - ENGINE FLEXIBLE FUEL, (CNG/LPG), 8 CYL, V8, 6.0L, SFI, GEN1, GMNA
G:	L96 - ENGINE FLEXIBLE FUEL, (GAS/ETHANOL), 8 CYL, 6.0L, SFI IRON
L:	LGH - ENGINE DIESEL, 8 CYL, 6.6L, DI, V8, TURBO, DURAMAX
X:	LU3 - ENGINE GAS, 6 CYL, 4.3L, MFI, V6, 90 DEG
4:	LMF - ENGINE FLEXIBLE FUEL, (GAS/ALC), 8 CYL, 5.3L, SFI, V8 OHV, IRON

9: CHECK DIGIT

0-9, X	- Calculated by POMS
--------	----------------------



GMC Savana (Continued)

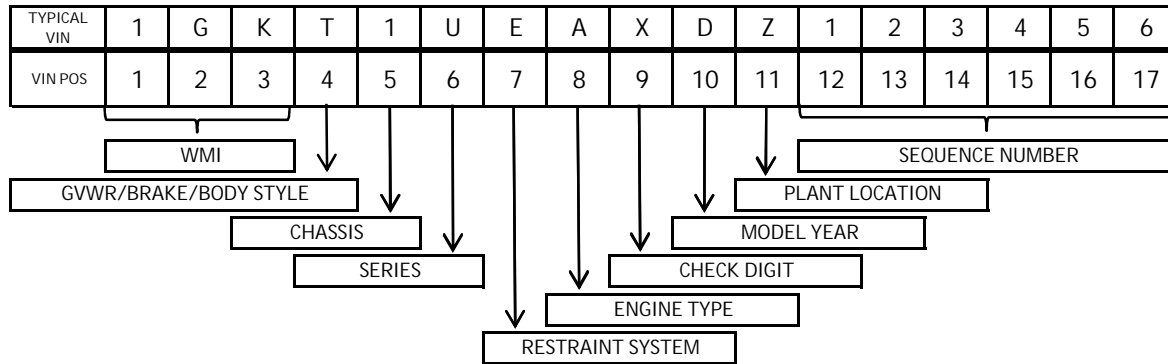
10: MODEL YEAR							
D:	2013	E:	2014	F:	2015	G:	2016

11: PLANT LOCATION	
When VIN position 1 is "1", "4" or "5" (USA):	
1:	Wentzville

12-17: SEQUENCE NUMBER	
Consecutive 6 digit number, number starting each new model year with 100001	



GMC Sierra



1-3: WORLD MAKE/MANUFACTURER IDENTIFIER (WMI)

1: Region of Build	Valid Combinations		
1: United States	1GT	3GT	
3: Mexico	1GD	3GD	
2: Manufacturer			
G: General Motors			
3: Vehicle Brand/Type			
T: GMC Truck			
D: GMC Incomplete			

5-6: CHASSIS/SERIES - (Continued)

2	V:	4x4, 1500 GMC Sierra SLE
2	W:	4x4, 1500 GMC Sierra SLT
2	X:	4x4, 1500 GMC Sierra Denali
2	Y:	4x4, 1500 GMC Sierra Hybrid
2	Z:	4x4, 2500 GMC Sierra Work Truck/Fleet/Base
2	0:	4x4, 2500 GMC Sierra SLE
2	1:	4x4, 2500 GMC Sierra SLT
2	2:	4x4, 3500 GMC Sierra Work Truck/Fleet/Base
2	3:	4x4, 3500 GMC Sierra SLE
2	4:	4x4, 3500 GMC Sierra SLT
2	5:	4x4, 2500 GMC Sierra Denali
2	6:	4x4, 3500 GMC Sierra Denali
2	9:	4x4, GMC Sierra (Export - Non US, Non Canada)

4: GVWR/BRAKE SYSTEM/BODY STYLE

GVW (Lbs)/ Brake System	Body Style				
	03	43	53		
Class E: 6,001-7,000	Hyd.	N	P	R	
Class F: 7,001-8,000	Hyd.		U	V	
Class H: 9,001-10,000	Hyd.	0	1	2	
Class 3: 10,001-14,000	Hyd.	3	4	5	

7: RESTRAINT SYSTEM

- C: (AK5-ASF) - Active Manual Belts, Airbag - Driver & Passenger - Front (1st row)
- E: (AJ7&ASF) - Active manual belts, Airbags - Driver & Passenger Front (1st row), Front Seat Side (1st row), Roof Side (All seating rows)

5-6: CHASSIS/SERIES

Book 1

- 1 T: 4x2, 1500 GMC Sierra Work Truck/Fleet/Base
- 1 U: 4x2, 1500 GMC Sierra SL
- 1 V: 4x2, 1500 GMC Sierra SLE
- 1 W: 4x2, 1500 GMC Sierra SLT
- 1 X: 4x2, 1500 GMC Sierra Denali
- 1 Y: 4x2, 1500 GMC Sierra Hybrid
- 1 Z: 4x2, 2500 GMC Sierra Work Truck/Fleet/Base
- 1 0: 4x2, 2500 GMC Sierra SLE
- 1 1: 4x2, 2500 GMC Sierra SLT
- 1 2: 4x2, 3500 GMC Sierra Work Truck/Fleet/Base
- 1 3: 4x2, 3500 GMC Sierra SLE
- 1 4: 4x2, 3500 GMC Sierra SLT
- 1 5: 4x2, 2500 GMC Sierra Denali
- 1 6: 4x2, 3500 GMC Sierra Denali
- 1 9: 4x2, GMC Sierra (Export - Non US, Non Canada)
- 2 T: 4x4, 1500 GMC Sierra Work Truck/Fleet/Base
- 2 U: 4x4, 1500 GMC Sierra SL

8: ENGINE TYPE

- A: L20 - ENGINE GAS, 8 CYL, 4.8L, SFI, E85 MAX, IRON
- B: LC8 - ENGINE FLEXIBLE FUEL, (CNG/LPG), 8 CYL, V8, 6.0L, SFI, GEN1, GMNA
- G: L96 - ENGINE FLEXIBLE FUEL, (GAS/ETHANOL), 8 CYL, 6.0L, SFI IRON
- J: LZ1 - ENGINE FLEXIBLE FUEL (GAS/ETHANOL), 8 CYL, 6.0L, SFI LIVC, DOD, ALUM
- X: LU3 - ENGINE GAS, 6 CYL, 4.3L, MFI, V6, 90 DEG
- 0: LMG - ENGINE FLEXIBLE FUEL, (GAS/ALC), 8 CYL, 5.3L, SFI, V8, OHV, CYL DEACTIVATION, IRON
- 2: L9H - ENGINE FLEXIBLE FUEL, (GAS/ALC), 8 CYL, 6.2L, SFI, ALUM
- 7: LC9 - ENGINE FLEXIBLE FUEL, (GAS/ALC), 8 CYL, 5.3L SFI, ALUM CYL, DEACTIVATION
- 8: LML - ENGINE DIESEL, 8 CYL, 6.6L, PTI, V8, TURBO, DURAMAX



GMC Sierra - (Continued)

9: CHECK DIGIT

0-9, X - Calculated by POMS

10: MODEL YEAR

D: 2013 E: 2014 F: 2015 G: 2016

11: PLANT LOCATION

When VIN position 1 is "1", "4" or "5" (USA):

1: Flint

Z: Fort Wayne

When VIN position 1 is "3" (Mexico):

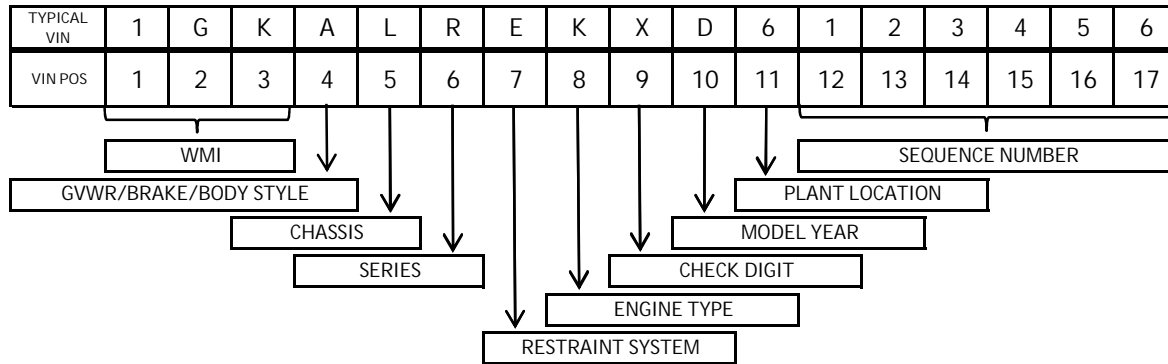
G: Silao

12-17: SEQUENCE NUMBER

Consecutive 6 digit number, number starting each new model year with 100001



GMC Terrain



1-3: WORLD MAKE/MANUFACTURER IDENTIFIER (WMI)

1: Region of Build
 2: Canada
 2: Manufacturer
 G: General Motors
 3: Vehicle Brand/Type
 K: GMC MPV

8: ENGINE TYPE

K: LEA - ENGINE FLEXIBLE FUEL, (GAS/ALC), 4 CYL, 2.4L, SIDI, DOHC ALUM, HO
 3: LFX - ENGINE GAS, 6 CYL, 3.6L, SIDI, DOHC, VVT, E85 MAX, ALUM GM

9: CHECK DIGIT
 0-9, X - Calculated by POMS

4: GVWR/BRAKE SYSTEM/BODY STYLE

GVW (Lbs) / Brake System	Body Style					
	26					
Class C: 4,001-5,000	Hyd.	A				
Class D: 5,001-6,000	Hyd.	F				

10: MODEL YEAR
 D: 2013 E: 2014 F: 2015 G: 2016

Note: 'Hyd' denotes hydraulic brake system. See page 14 for complete chart

11: PLANT LOCATION
 When VIN position 1 is "2" (Canada):
 6: CAMI

5-6: CHASSIS/SERIES
 Book 7L

- L M: GMC Terrain SLE 1 (FWD)
- L R: GMC Terrain SLE 1 (AWD)
- L S: GMC Terrain SLE 2 (FWD)
- L T: GMC Terrain SLE 2 (AWD)
- L U: GMC Terrain SLT 1 (FWD)
- L V: GMC Terrain SLT 1 (AWD)
- L W: GMC Terrain SLT 2 (FWD)
- L X: GMC Terrain SLT 2 (AWD)
- L 8: GMC Terrain (Export - Non US, Non Canada)

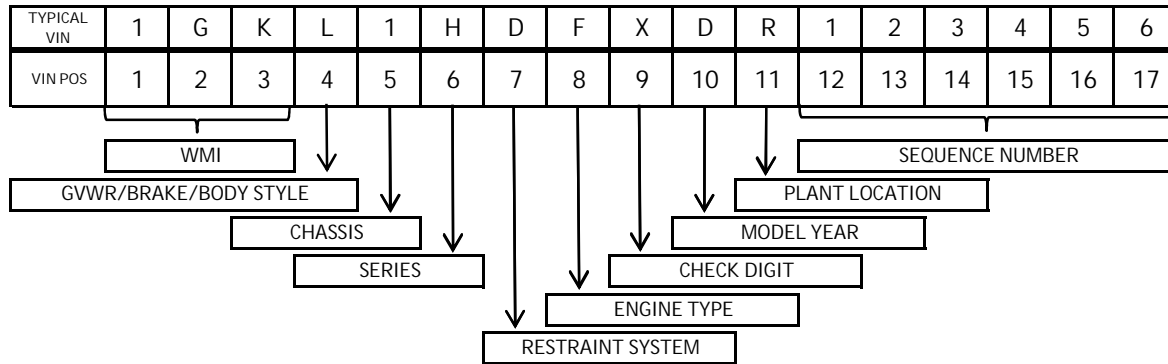
12-17: SEQUENCE NUMBER
 Consecutive 6 digit number, number starting each new model year with 100001

7: RESTRAINT SYSTEM

E: AYO - Active manual belts, Airbags - Driver & Passenger Front (1st row), Front Seat Side (1st row), Roof Side (All seating rows)



GMC Yukon



1-3: WORLD MAKE/MANUFACTURER IDENTIFIER (WMI)

1: Region of Build	Valid Combinations
1: United States	1GK
2: Manufacturer	
G: General Motors	
3: Vehicle Brand/Type	
K: GMC MPV	

4: GVWR/BRAKE SYSTEM/BODY STYLE

GVW (Lbs) / Brake System	Body Style					
	05/06					
Class E: 6,001-7,000	Hyd.	L				
Class F: 7,001-8,000	Hyd.	S				
Class G: 8,001-9,000	Hyd.	W				

Note: 'Hyd' denotes hydraulic brake system. See page 14 for complete chart

5-6: CHASSIS/SERIES

Book 1

1	A:	4x2, ½ ton GMC Yukon SLE
1	B:	4x2, ½ ton GMC Yukon Commercial Fleet
1	C:	4x2, ½ ton GMC Yukon SLT
1	D:	4x2, ½ ton GMC Yukon SLT (SLT2)
1	E:	4x2, ½ ton GMC Yukon Denali
1	F:	4x2, ½ ton GMC Yukon Hybrid
1	G:	4x2, ½ ton GMC Yukon Denali Hybrid
1	H:	4x2, ½ ton GMC Yukon XL SLE
1	J:	4x2, ½ ton GMC Yukon XL Commercial Fleet
1	K:	4x2, ½ ton GMC Yukon XL SLT
1	L:	4x2, ½ ton GMC Yukon XL SLT (SLT2)
1	M:	4x2, ½ ton GMC Yukon XL Denali
1	N:	4x2, ¾ ton GMC Yukon XL SLE
1	P:	4x2, ¾ ton GMC Yukon XL Commercial Fleet
1	R:	4x2, ¾ ton GMC Yukon XL SLT
1	S:	4x2, ¾ ton GMC Yukon XL SLT (SLT2)
1	7:	4x2, GMC Yukon (Export - Non US, Non Canada)
1	8:	4x2, GMC Yukon XL (Export - Non US, Non Canada)

5-6: CHASSIS/SERIES - (Continued)

2	A:	4x4, ½ ton GMC Yukon SLE
2	B:	4x4, ½ ton GMC Yukon Commercial Fleet
2	C:	4x4, ½ ton GMC Yukon SLT
2	D:	4x4, ½ ton GMC Yukon SLT (SLT 2)
2	E:	4x4, ½ ton GMC Yukon Denali
2	F:	4x4, ½ ton GMC Yukon Hybrid
2	G:	4x4, ½ ton GMC Yukon Denali Hybrid
2	H:	4x4, ½ ton GMC Yukon XL SLE
2	J:	4x4, ½ ton GMC Yukon XL Commercial Fleet
2	K:	4x4, ½ ton GMC Yukon XL SLT
2	L:	4x4, ½ ton GMC Yukon XL SLT (SLT2)
2	M:	4x4, ½ ton GMC Yukon XL Denali
2	N:	4x4, ¾ ton GMC Yukon XL SLE
2	P:	4x4, ¾ ton GMC Yukon XL Commercial Fleet
2	R:	4x4, ¾ ton GMC Yukon XL SLT
2	S:	4x4, ¾ ton GMC Yukon XL SLT (SLT2)
2	7:	4x4, GMC Yukon (Export - Non US, Non Canada)
2	8:	4x4, GMC Yukon XL (Export - Non US, Non Canada)

7: RESTRAINT SYSTEM

E:	(AJ7&ASF) - Active manual belts, Airbags - Driver & Passenger Front (1st row), Front Seat Side (1st row), Roof Side (All seating rows)
----	--

8: ENGINE TYPE

F:	L94 - ENGINE FLEXIBLE FUEL, (GAS/ALC), 8 CYL, 6.2L, SFI, ALUM CYL DEACTIVATION
G:	L96 - ENGINE FLEXIBLE FUEL, (GAS/ETHANOL), 8 CYL, 6.0L, SFI IRON
J:	LZ1 - ENGINE FLEXIBLE FUEL (GAS/ETHANOL), 8 CYL, 6.0L, SFI LIVC, DOD, ALUM
O:	LMG - ENGINE FLEXIBLE FUEL, (GAS/ALC), 8 CYL, 5.3L, SFI, V8, OHV, CYL DEACTIVATION, IRON
7:	LC9 - ENGINE FLEXIBLE FUEL, (GAS/ALC), 8 CYL, 5.3L SFI, ALUM CYL, DEACTIVATION



GMC Yukon (Continued)

9: CHECK DIGIT

0-9, X - Calculated by POMS

10: MODEL YEAR

D: 2013 E: 2014 F: 2015 G: 2016

11: PLANT LOCATION

When VIN position 1 is "1", "4" or "5" (USA):

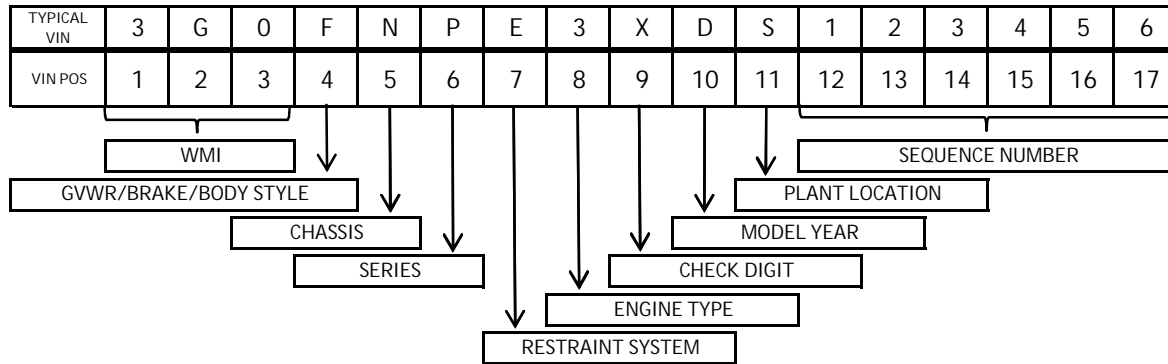
R: Arlington

12-17: SEQUENCE NUMBER

Consecutive 6 digit number, number starting each new model year with 100001



SAAB 9-4x



1-3: WORLD MAKE/MANUFACTURER IDENTIFIER (WMI)

1: Region of Build
 3: Mexico

2: Manufacturer
 G: General Motors

3: Vehicle Brand/Type
 0: Saab MPV

4: GVWR/BRAKE SYSTEM/BODY STYLE

GVW (Lbs)	Brake System	Body Style
Class D: 5,001-6,000	Hydraulic	26 F

5-6: CHASSIS/SERIES

Book N

N L: Saab 9-4x FWD
 N M: Saab 9-4x AWD
 N N: Saab 9-4x Premium FWD
 N P: Saab 9-4x Premium AWD
 N R: Saab 9-4x Aero

7: RESTRAINT SYSTEM

E: AYO - Active manual belts, Airbags - Driver & Passenger Front (1st row), Front Seat Side (1st row), Roof Side (All seating rows)

8: ENGINE TYPE

3: LFX - ENGINE GAS, 6 CYL, 3.6L, SIDI, DOHC, VVT, E85 MAX, ALUM GM

5: LFW - ENGINE GAS, 6 CYL, 3.0L, SIDI, DOHC, VVT, E85 MAX, ALUM

9: CHECK DIGIT

0-9, X - Calculated by POMS

10: MODEL YEAR

D: 2013 E: 2014 F: 2015 G: 2016

11: PLANT LOCATION

When VIN position 1 is "3" (Mexico):
 S: Ramos Arizpe

12-17: SEQUENCE NUMBER

Consecutive 6 digit number, number starting each new model year with 100001